



**TECHNICAL DATA / FEATURES**

- dimensions: 123x115x121, 98x110x111
- source of light: 886-PGJ13
- maximum power: 50W
- nominal voltage: 12V DC
- optics: FF, standard
- light distribution angle: 30° x 7°, 50° x 7°
- IP rating: IP66
- housing's material: plastic
- housing's colour: -
- lens' material: glass, plastic
- built-in connectors: -



**ADDITIONAL INFORMATION**

Mounting: direct bolt-on replacement.

Dedicated application:

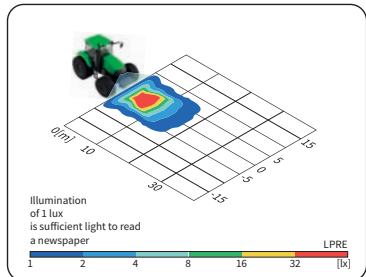
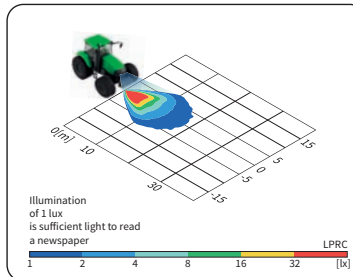
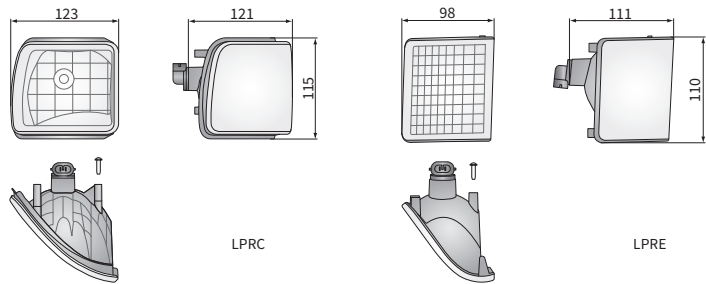
A - tractors John Deere:

- 5070M, 5080M, 5080RN, 5090M, 5090R, 5090RN,
- 5100M, 5100R, 5100RN, 5620, 5720, 5820, 6020, 6020SE,
- 6120, 6120SE, 6130, 6215, 6220, 6220SE, 6230, 6320, 6320L,
- 6320SE, 6330, 6420, 6420L, 6420S, 6420SE, 6430, 6520, 6520L,
- 6520SE, 6530, 6534, 6620, 6620SE, 6630, 6820, 6830, 6920,
- 6920S, 6930, 7220, 7320, 7330, 7420, 7520.

B - tractors John Deere:

- 6010, 6100, 6110, 6200, 6200L, 6205, 6210, 6300, 6300L, 6310,
- 6400, 6400L, 6410, 6500, 6500L, 6505, 6506, 6510, 6600, 6610,
- 6800, 6810, 6900, 6910, 6910S, 7200, 7210, 7400, 7410, 7510,
- 7610, 7710, 7810

**DIMENSIONS**



Cat. number	John Deere No.	Optics		Beam angle		Lens material		Type	886-PGJ13	Accessories	bulb 886-PGJ13 12V	Side			Application	dedicated	Packaging / pc	carton box
		FF	standard	30° x 7°	50° x 7°	glass	plastic					right	left					
<b>LPRC.54750</b>		✓		✓		✓		✓			✓	✓			A		1	
LPRC.54751	AL172568, AL119769	✓		✓		✓		✓		✓	✓	✓			A		1	
<b>LPRC.54700</b>		✓		✓		✓		✓					✓		A		1	
LPRC.54701	AL172569, AL119770	✓		✓		✓		✓		✓	✓	✓			A		1	
<b>LPRE.56650</b>			✓		✓		✓	✓				✓			B		1	
LPRE.56651	AL78178		✓		✓		✓	✓		✓	✓	✓			B		1	
<b>LPRE.56600</b>			✓		✓		✓	✓				✓			B		1	
LPRE.56601	AL78177		✓		✓		✓	✓		✓	✓	✓			B		1	